

SEMCOG #99 State & Packard - TMC

Tue Sep 12, 2017

Full Length (6 AM-10 PM)

All Classes (Motorcycles, Cars, Light Goods Vehicles, Single-Unit Trucks, Articulated Trucks, Buses, Pedestrians, Bicycles on Road, Bicycles on Crosswalk)

All Movements

ID: 444666, Location: 42.270929, -83.740606, Site Code: SEMCOG #99



Traffic Data Collection

Provided by: Traffic Data Collection, TDC

7504 Sawgrass Drive,

www.tdccounts.com,

Washington, MI, 48094, US

Leg Direction	S. State Street Southbound								EB Arbor Street Westbound								Packard Street Northwestbound							
	HR	T	BL	L	U	App	Ped*	R	BR	L	HL	U	App	Ped*	HR	BR	T	HL	U	App	Ped*			
2017-09-12 6:00AM	1	2	0	0	0	3	0	0	0	0	0	0	0	0	0	0	4	0	0	4	0			
6:05AM	0	0	0	0	0	0	0	0	0	0	0	0	0	0	0	1	6	0	0	7	1			
6:10AM	0	6	0	0	0	6	0	0	0	0	0	0	0	4	0	3	5	0	0	8	4			
6:15AM	0	1	0	1	0	2	1	0	0	0	0	0	0	3	0	1	3	0	0	4	2			
6:20AM	1	3	0	0	0	4	0	0	0	0	0	0	0	0	0	1	12	0	0	13	0			
6:25AM	0	7	0	0	0	7	0	0	0	0	0	0	0	2	0	2	1	0	0	3	2			
6:30AM	0	3	0	0	0	3	2	0	0	0	0	0	0	2	0	4	3	0	0	7	1			
6:35AM	1	9	0	0	0	10	0	0	0	0	0	0	0	6	0	2	8	0	0	10	7			
6:40AM	0	5	0	0	0	5	0	0	0	0	0	0	0	4	0	3	7	1	0	11	2			
6:45AM	0	4	0	0	0	4	0	0	0	0	0	0	0	3	1	1	15	0	0	17	2			
6:50AM	0	18	0	0	0	18	0	0	0	0	0	0	0	6	0	1	16	0	0	17	7			
6:55AM	1	9	0	0	0	10	0	0	0	0	0	0	0	3	0	3	7	0	0	10	3			
Hourly Total	4	67	0	1	0	72	3	0	0	0	0	0	0	33	1	22	87	1	0	111	31			
7:00AM	0	8	0	0	0	8	2	0	0	0	0	0	0	5	0	3	16	0	0	19	4			
7:05AM	1	8	2	0	0	11	0	0	0	0	0	0	0	3	0	1	18	0	0	19	1			
7:10AM	1	4	1	0	0	6	0	0	0	0	0	0	0	5	0	2	19	0	0	21	4			
7:15AM	1	10	1	0	0	12	1	0	0	0	0	0	0	6	0	8	18	0	0	26	4			
7:20AM	0	15	2	1	0	18	3	0	0	0	0	0	0	4	1	4	14	0	0	19	4			
7:25AM	1	11	3	0	0	15	4	0	0	0	0	0	0	8	1	6	27	0	0	34	2			
7:30AM	0	16	1	0	0	17	0	0	0	0	0	0	0	7	0	5	35	0	0	40	6			
7:35AM	0	16	3	0	0	19	0	0	0	0	0	0	0	9	0	3	44	0	0	47	5			
7:40AM	0	20	1	0	0	21	5	0	0	0	0	0	0	5	0	5	32	0	0	37	3			
7:45AM	0	16	2	0	0	18	3	0	0	0	0	0	0	19	0	9	38	0	0	47	17			
7:50AM	0	19	2	0	0	21	3	0	0	0	0	0	0	14	0	8	43	0	0	51	12			
7:55AM	1	9	1	0	0	11	2	0	0	0	0	0	0	15	0	10	38	0	0	48	12			
Hourly Total	5	152	19	1	0	177	23	0	0	0	0	0	0	100	2	64	342	0	0	408	74			
8:00AM	0	12	1	1	0	14	3	0	0	0	0	0	0	14	0	6	43	0	0	49	11			
8:05AM	0	16	4	0	0	20	3	0	0	0	0	0	0	9	0	11	30	0	0	41	13			
8:10AM	3	23	1	1	0	28	2	0	0	0	0	0	0	23	0	7	32	0	0	39	14			
8:15AM	0	12	2	0	0	14	2	0	0	0	0	0	0	19	0	6	43	0	0	49	17			
8:20AM	0	15	2	1	0	18	2	0	0	0	0	0	0	28	0	11	37	0	0	48	18			
8:25AM	0	12	1	0	0	13	2	0	0	0	0	0	0	24	0	5	39	0	0	44	10			
8:30AM	1	20	1	0	0	22	1	0	0	0	0	0	0	24	2	8	45	0	0	55	18			
8:35AM	0	15	1	0	0	16	3	0	1	0	0	0	1	24	1	12	34	0	0	47	12			
8:40AM	1	20	4	0	0	25	3	0	0	0	0	0	0	17	0	6	31	0	0	37	9			
8:45AM	0	21	1	0	0	22	5	0	0	0	0	0	0	24	1	7	46	0	0	54	15			
8:50AM	0	18	5	0	0	23	1	0	0	0	0	0	0	18	1	6	43	0	0	50	30			
8:55AM	0	13	0	0	0	13	2	0	0	0	0	0	0	27	0	6	31	0	0	37	12			
Hourly Total	5	197	23	3	0	228	29	0	1	0	0	0	1	251	5	91	454	0	0	550	179			
9:00AM	1	11	3	0	0	15	0	0	0	0	0	0	0	16	0	1	49	0	0	50	9			
9:05AM	3	19	6	0	0	28	0	0	1	0	0	0	1	9	0	7	42	0	0	49	2			
9:10AM	1	16	3	0	0	20	1	0	0	0	0	0	0	9	1	9	27	0	0	37	8			
9:15AM	0	19	2	0	0	21	3	0	1	0	0	0	1	16	0	5	23	0	0	28	12			
9:20AM	0	11	0	0	0	11	3	0	0	0	0	0	0	26	0	6	32	0	0	38	16			
9:25AM	1	12	4	0	0	17	4	0	0	0	0	0	0	13	0	5	16	0	0	21	16			
9:30AM	0	14	6	1	0	21	6	0	0	0	0	0	0	21	0	3	31	0	0	34	10			
9:35AM	0	17	1	0	0	18	4	0	0	0	0	0	0	33	1	2	27	0	0	30	21			
9:40AM	1	10	5	0	0	16	1	0	0	0	0	0	0	22	0	6	32	0	0	38	19			
9:45AM	0	8	2	0	0	10	4	0	0	0	0	0	0	31	0	6	35	0	0	41	15			
9:50AM	0	16	1	0	0	17	8	0	0	0	0	0	0	37	0	8	22	0	0	30	21			
9:55AM	1	16	1	0	0	18	4	0	0	0	0	0	0	35	0	3	24	0	0	27	17			
Hourly Total	8	169	34	1	0	212	38	0	2	0	0	0	2	268	2	61	360	0	0	423	166			
10:00AM	1	9	1	0	0	11	2	0	0	0	0	0	0	25	0	2	16	0	0	18	15			

Leg Direction	S. State Street Southbound							EB Arbor Street Westbound							Packard Street Northwestbound						
	HR	T	BL	L	U	App	Ped*	R	BR	L	HL	U	App	Ped*	HR	BR	T	HL	U	App	Ped*
10:05AM	4	17	3	0	0	24	3	0	0	0	0	0	0	23	0	6	22	0	0	28	18
10:10AM	0	29	1	1	0	31	3	0	0	0	0	0	0	22	0	1	18	0	0	19	11
10:15AM	2	30	6	0	0	38	4	0	0	0	0	0	0	19	1	2	24	0	0	27	14
10:20AM	0	14	2	0	0	16	2	0	0	0	0	0	0	15	1	2	31	0	0	34	19
10:25AM	1	20	0	0	0	21	3	0	0	0	0	0	0	11	1	7	30	0	0	38	6
10:30AM	0	16	0	0	0	16	3	0	0	0	0	0	0	15	0	2	25	0	0	27	8
10:35AM	0	14	5	0	0	19	5	0	0	0	0	0	0	11	0	4	16	0	0	20	9
10:40AM	0	13	1	0	0	14	4	0	0	0	0	0	0	18	0	5	23	0	0	28	9
10:45AM	0	16	5	1	0	22	0	0	0	0	0	0	0	9	0	5	29	0	0	34	6
10:50AM	3	14	3	0	0	20	1	0	0	0	0	0	0	6	1	3	25	0	0	29	8
10:55AM	1	24	0	0	0	25	2	0	0	0	0	0	0	18	0	4	17	0	0	21	9
Hourly Total	12	216	27	2	0	257	32	0	0	0	0	0	0	192	4	43	276	0	0	323	132
11:00AM	0	20	3	0	0	23	2	0	0	0	0	0	0	13	0	5	15	0	0	20	9
11:05AM	0	14	4	1	0	19	2	0	0	0	0	0	0	16	0	5	18	0	0	23	15
11:10AM	2	24	1	0	0	27	3	0	0	0	0	0	0	32	0	6	15	0	0	21	21
11:15AM	3	27	6	1	0	37	4	0	0	0	0	0	0	25	2	2	17	0	0	21	20
11:20AM	0	27	2	1	0	30	6	0	0	0	0	0	0	25	0	5	22	0	0	27	12
11:25AM	0	15	4	0	0	19	2	0	0	0	0	0	0	13	1	4	22	0	0	27	12
11:30AM	1	19	5	2	0	27	2	0	0	0	0	0	0	17	0	9	21	0	0	30	12
11:35AM	0	10	1	1	0	12	3	0	0	0	0	0	0	31	2	4	16	0	0	22	16
11:40AM	0	24	1	2	0	27	2	0	0	0	0	0	0	26	0	1	23	0	0	24	26
11:45AM	1	19	3	0	0	23	1	0	0	0	0	0	0	16	1	5	23	0	0	29	11
11:50AM	2	23	1	1	0	27	4	0	0	0	0	0	0	18	0	4	21	0	0	25	7
11:55AM	1	27	6	1	0	35	5	0	0	0	0	0	0	18	0	3	22	0	0	25	14
Hourly Total	10	249	37	10	0	306	36	0	0	0	0	0	0	250	6	53	235	0	0	294	175
12:00PM	2	18	3	0	0	23	1	0	0	0	0	0	0	10	0	6	20	0	0	26	8
12:05PM	1	17	1	0	0	19	4	0	0	0	0	0	0	18	1	2	32	0	0	35	12
12:10PM	0	24	3	0	0	27	5	0	0	0	0	0	0	13	0	6	18	0	0	24	9
12:15PM	1	25	6	1	0	33	3	0	0	0	0	0	0	9	0	3	17	0	0	20	4
12:20PM	1	23	4	0	0	28	0	0	0	0	0	0	0	14	1	7	28	0	0	36	14
12:25PM	0	15	2	0	0	17	4	0	0	0	0	0	0	13	0	3	23	0	0	26	7
12:30PM	1	18	0	0	0	19	5	0	0	0	0	0	0	11	0	2	23	0	0	25	2
12:35PM	2	25	5	0	0	32	1	0	0	0	0	0	0	17	0	4	21	0	0	25	10
12:40PM	3	19	4	0	0	26	4	0	0	0	0	0	0	17	0	10	23	0	0	33	17
12:45PM	0	22	2	1	0	25	0	0	0	0	0	0	0	11	1	4	21	0	0	26	6
12:50PM	1	18	1	0	0	20	1	0	0	0	0	0	0	29	0	5	23	0	0	28	18
12:55PM	2	21	5	0	0	28	1	0	0	0	0	0	0	24	0	10	17	0	0	27	17
Hourly Total	14	245	36	2	0	297	29	0	0	0	0	0	0	186	3	62	266	0	0	331	124
1:00PM	2	7	4	0	0	13	3	0	0	0	0	0	0	26	0	5	29	0	0	34	15
1:05PM	1	14	1	2	0	18	1	0	0	0	0	0	0	30	0	5	19	0	0	24	25
1:10PM	1	22	3	0	0	26	3	0	0	0	0	0	0	26	1	4	33	0	0	38	15
1:15PM	2	28	2	0	0	32	1	0	0	0	0	0	0	18	0	1	17	0	0	18	11
1:20PM	0	26	8	0	0	34	6	0	0	0	0	0	0	23	0	0	18	0	0	18	18
1:25PM	1	17	4	0	0	22	1	0	0	0	0	0	0	7	1	6	28	0	0	35	3
1:30PM	0	12	2	1	0	15	1	0	0	0	0	0	0	10	0	6	21	0	0	27	9
1:35PM	0	21	7	1	0	29	0	0	0	0	0	0	0	8	0	3	15	0	0	18	7
1:40PM	1	21	2	1	0	25	1	0	0	0	0	0	0	13	0	9	20	0	0	29	11
1:45PM	1	14	6	0	0	21	3	0	0	0	0	0	0	8	1	4	22	0	0	27	4
1:50PM	0	16	1	0	0	17	1	0	0	0	0	0	0	11	0	3	18	0	0	21	11
1:55PM	1	14	4	1	0	20	1	0	0	0	0	0	0	8	0	2	22	0	0	24	6
Hourly Total	10	212	44	6	0	272	22	0	0	0	0	0	0	188	3	48	262	0	0	313	135
2:00PM	1	20	3	0	0	24	1	0	0	0	0	0	0	14	0	1	16	0	0	17	9
2:05PM	3	19	3	0	0	25	0	0	0	0	0	0	0	17	0	4	17	0	0	21	11
2:10PM	0	23	0	2	0	25	3	0	0	0	0	0	0	19	0	4	20	0	0	24	17
2:15PM	2	25	4	0	0	31	2	0	0	0	0	0	0	16	0	5	20	0	0	25	12
2:20PM	0	24	9	0	0	33	2	0	0	0	0	0	0	20	0	3	18	0	0	21	14
2:25PM	1	20	1	0	0	22	1	0	0	0	0	0	0	20	0	5	18	0	0	23	15
2:30PM	0	12	2	0	0	14	2	0	0	0	0	0	0	17	0	4	13	0	0	17	7
2:35PM	1	22	3	1	0	27	1	0	0	0	0	0	0	27	0	1	19	0	0	20	21
2:40PM	1	24	0	0	0	25	0	0	0	0	0	0	0	17	0	8	18	0	0	26	13
2:45PM	2	18	7	0	0	27	1	0	0	0	0	0	0	16	0	5	27	0	0	32	11
2:50PM	0	28	0	0	0	28	4	0	0	0	0	0	0	14	0	4	26	0	0	30	7

Leg Direction	S. State Street Southbound							EB Arbor Street Westbound							Packard Street Northwestbound							
	HR	T	BL	L	U	App	Ped*	R	BR	L	HL	U	App	Ped*	HR	BR	T	HL	U	App	Ped*	
Time	2:55PM	1	25	3	1	0	30	3	0	0	0	0	0	0	8	1	3	17	0	0	21	5
Hourly Total	12	260	35	4	0	311	20	0	0	0	0	0	0	205	1	47	229	0	0	277	142	
3:00PM	0	25	7	0	0	32	0	0	0	0	0	0	0	8	0	4	34	0	0	38	7	
3:05PM	0	17	5	1	0	23	0	0	0	0	0	0	0	16	0	7	16	0	0	23	13	
3:10PM	0	38	4	0	0	42	3	0	0	0	0	0	0	12	0	7	26	0	0	33	9	
3:15PM	0	26	6	3	0	35	2	0	0	0	0	0	0	18	0	3	19	0	0	22	14	
3:20PM	0	29	4	0	0	33	0	0	0	0	0	0	0	10	0	3	20	0	0	23	7	
3:25PM	0	19	1	0	0	20	2	0	0	0	0	0	0	10	0	3	22	0	0	25	7	
3:30PM	0	22	4	3	0	29	2	0	0	0	0	0	0	10	1	2	23	0	0	26	9	
3:35PM	0	33	3	0	0	36	1	0	0	0	0	0	0	22	1	2	16	0	0	19	15	
3:40PM	1	22	3	0	0	26	2	0	0	0	0	0	0	13	0	6	24	0	0	30	8	
3:45PM	1	25	6	1	0	33	4	0	0	0	0	0	0	17	1	3	28	0	0	32	13	
3:50PM	1	24	3	0	0	28	3	0	0	0	0	0	0	18	0	3	28	0	0	31	13	
3:55PM	0	19	2	0	0	21	2	0	0	0	0	0	0	15	1	1	37	0	0	39	11	
Hourly Total	3	299	48	8	0	358	21	0	0	0	0	0	0	169	4	44	293	0	0	341	126	
4:00PM	0	14	4	0	0	18	2	0	0	0	0	0	0	26	0	1	17	0	0	18	41	
4:05PM	0	30	6	0	0	36	0	0	0	0	0	0	0	52	1	6	17	0	0	24	25	
4:10PM	0	23	4	0	0	27	4	0	0	0	0	0	0	37	0	8	30	0	0	38	32	
4:15PM	0	22	3	0	0	25	3	0	0	0	0	0	0	24	0	3	21	1	0	25	18	
4:20PM	3	30	6	0	0	39	4	0	0	0	0	0	0	21	1	4	28	0	0	33	12	
4:25PM	1	21	3	0	0	25	6	0	0	0	0	0	0	25	0	8	22	0	0	30	17	
4:30PM	0	26	10	0	0	36	3	0	0	0	0	0	0	21	0	5	25	0	0	30	17	
4:35PM	1	32	6	0	0	39	5	0	0	0	0	0	0	11	0	5	24	0	0	29	6	
4:40PM	0	21	5	1	0	27	8	0	0	0	0	0	0	22	0	8	28	0	0	36	10	
4:45PM	0	25	4	0	0	29	6	0	0	0	0	0	0	40	3	4	21	0	0	28	44	
4:50PM	0	32	2	0	0	34	2	0	0	0	0	0	0	27	1	4	29	0	0	34	19	
4:55PM	1	22	4	0	0	27	2	0	0	0	0	0	0	22	0	12	31	0	0	43	15	
Hourly Total	6	298	57	1	0	362	45	0	0	0	0	0	0	328	6	68	293	1	0	368	256	
5:00PM	0	18	12	0	0	30	2	0	0	0	0	0	0	16	1	10	20	0	0	31	10	
5:05PM	0	27	2	0	0	29	5	0	0	0	0	0	0	25	0	8	26	0	0	34	24	
5:10PM	0	19	7	0	0	26	7	0	0	0	0	0	0	26	0	1	26	0	0	27	18	
5:15PM	0	24	0	0	0	24	3	0	0	0	0	0	0	23	0	5	26	0	0	31	20	
5:20PM	2	34	7	0	0	43	2	0	0	0	0	0	0	24	0	2	20	0	0	22	16	
5:25PM	0	24	2	0	0	26	3	0	0	0	0	0	0	18	1	7	21	0	0	29	6	
5:30PM	0	22	3	1	0	26	4	0	0	0	0	0	0	27	2	5	25	0	0	32	23	
5:35PM	0	21	2	1	0	24	5	0	0	0	0	0	0	46	1	6	18	0	0	25	27	
5:40PM	0	17	2	0	0	19	7	0	0	0	0	0	0	34	2	9	34	0	0	45	27	
5:45PM	0	20	6	0	0	26	4	0	0	0	0	0	0	32	0	4	27	0	0	31	31	
5:50PM	1	30	4	0	0	35	11	0	0	0	0	0	0	22	0	7	32	0	0	39	17	
5:55PM	3	16	1	1	0	21	5	0	2	0	0	0	2	19	0	17	32	0	0	49	12	
Hourly Total	6	272	48	3	0	329	58	0	2	0	0	0	2	312	7	81	307	0	0	395	231	
6:00PM	1	23	5	0	0	29	2	0	0	0	0	0	0	28	0	8	23	0	0	31	28	
6:05PM	0	27	4	0	0	31	3	0	0	0	0	0	0	23	0	8	19	0	0	27	21	
6:10PM	2	23	9	1	0	35	12	0	0	0	0	0	0	24	0	8	36	0	0	44	11	
6:15PM	1	18	10	1	0	30	6	0	0	0	0	0	0	27	0	5	35	0	0	40	22	
6:20PM	4	20	5	0	0	29	8	0	0	0	0	0	0	23	0	8	23	0	0	31	16	
6:25PM	1	22	4	0	0	27	2	0	0	0	0	0	0	11	2	6	31	0	0	39	7	
6:30PM	0	15	6	0	0	21	8	0	0	0	0	0	0	31	0	3	32	0	0	35	25	
6:35PM	0	22	5	0	0	27	9	0	0	0	0	0	0	29	0	7	21	0	0	28	20	
6:40PM	0	28	6	0	0	34	5	0	0	0	0	0	0	26	0	10	31	0	0	41	18	
6:45PM	3	27	5	2	0	37	20	0	0	0	0	0	0	31	0	6	25	0	0	31	13	
6:50PM	1	12	5	0	0	18	9	0	0	0	0	0	0	20	0	3	32	0	0	35	13	
6:55PM	1	24	6	1	0	32	11	0	0	0	0	0	0	20	0	5	29	0	0	34	15	
Hourly Total	14	261	70	5	0	350	95	0	0	0	0	0	0	293	2	77	337	0	0	416	209	
7:00PM	1	27	3	1	0	32	5	0	0	0	0	0	0	25	0	0	29	0	0	29	10	
7:05PM	5	24	2	0	0	31	8	0	0	0	0	0	0	29	0	7	20	0	0	27	9	
7:10PM	1	22	4	0	0	27	5	0	0	0	0	0	0	25	0	5	22	0	0	27	18	
7:15PM	0	24	6	0	0	30	7	0	0	0	0	0	0	16	1	5	29	0	0	35	14	
7:20PM	1	31	7	0	0	39	2	0	0	0	0	0	0	11	0	7	23	0	0	30	5	
7:25PM	1	21	6	0	0	28	5	0	0	0	0	0	0	19	1	6	21	0	0	28	20	
7:30PM	2	20	7	0	0	29	13	0	0	0	0	0	0	26	1	3	17	0	0	21	17	
7:35PM	1	21	1	0	0	23	11	0	0	0	0	0	0	30	0	6	11	0	0	17	25	

Leg Direction	S. State Street Southbound							EB Arbor Street Westbound							Packard Street Northwestbound						
	HR	T	BL	L	U	App	Ped*	R	BR	L	HL	U	App	Ped*	HR	BR	T	HL	U	App	Ped*
7:40PM	0	18	3	0	0	21	5	0	0	0	0	0	0	30	0	3	20	0	0	23	16
7:45PM	0	16	4	1	0	21	7	0	0	0	0	0	0	18	0	5	24	0	0	29	13
7:50PM	1	16	2	1	0	20	6	0	0	0	0	0	0	18	0	3	28	0	0	31	18
7:55PM	3	32	7	3	0	45	5	0	0	0	0	0	0	33	0	9	23	0	0	32	26
Hourly Total	16	272	52	6	0	346	79	0	0	0	0	0	0	280	3	59	267	0	0	329	191
8:00PM	0	21	4	0	0	25	4	0	0	0	0	0	0	22	0	2	10	0	0	12	11
8:05PM	0	15	5	0	0	20	11	0	0	0	0	0	0	22	0	2	25	0	0	27	12
8:10PM	1	25	10	1	0	37	13	0	0	0	0	0	0	28	1	6	16	0	0	23	17
8:15PM	2	22	8	0	0	32	8	0	0	0	0	0	0	17	0	5	18	0	0	23	12
8:20PM	2	19	9	3	0	33	9	0	0	0	0	0	0	22	0	7	13	0	0	20	11
8:25PM	5	20	9	0	0	34	5	0	0	0	0	0	0	15	1	5	15	0	0	21	12
8:30PM	2	25	7	0	0	34	8	0	0	0	0	0	0	14	0	3	16	0	0	19	14
8:35PM	1	21	0	0	0	22	7	0	0	0	0	0	0	15	0	11	23	0	0	34	10
8:40PM	2	27	4	0	0	33	4	0	0	0	0	0	0	18	3	2	11	0	0	16	14
8:45PM	2	23	12	0	0	37	9	0	0	0	0	0	0	26	0	8	20	0	0	28	12
8:50PM	2	21	0	0	0	23	12	0	0	0	0	0	0	25	0	4	17	0	0	21	12
8:55PM	1	25	8	1	0	35	12	0	0	0	0	0	0	24	0	6	18	0	0	24	20
Hourly Total	20	264	76	5	0	365	102	0	0	0	0	0	0	248	5	61	202	0	0	268	157
9:00PM	1	28	4	0	0	33	3	0	0	0	0	0	0	26	0	1	32	0	0	33	16
9:05PM	1	29	9	0	0	39	2	0	0	0	0	0	0	13	1	4	17	0	0	22	16
9:10PM	0	22	12	0	0	34	8	0	0	0	0	0	0	26	0	2	14	0	0	16	14
9:15PM	1	24	8	1	0	34	6	0	0	0	0	0	0	14	0	7	16	0	0	23	14
9:20PM	1	29	6	0	0	36	9	0	0	0	0	0	0	25	0	3	7	0	0	10	13
9:25PM	1	32	5	0	0	38	12	0	0	0	0	0	0	25	0	9	11	0	0	20	13
9:30PM	1	19	5	1	0	26	8	0	0	0	0	0	0	16	0	5	6	0	0	11	7
9:35PM	4	14	3	0	0	21	13	0	0	0	0	0	0	23	0	4	11	0	0	15	11
9:40PM	3	24	12	1	0	40	2	0	0	0	0	0	0	19	0	2	11	0	0	13	15
9:45PM	0	18	4	0	0	22	6	0	0	0	0	0	0	15	0	3	13	0	0	16	9
9:50PM	0	17	2	0	0	19	10	0	0	0	0	0	0	9	1	1	13	0	0	15	3
9:55PM	1	15	7	0	0	23	5	0	0	0	0	0	0	17	0	3	6	0	0	9	11
Hourly Total	14	271	77	3	0	365	84	0	0	0	0	0	0	228	2	44	157	0	0	203	142
Total	159	3704	683	61	0	4607	716	0	5	0	0	0	5	3531	56	925	4367	2	0	5350	2470
% Approach	3.5%	80.4%	14.8%	1.3%	0%	-	-	0%	100%	0%	0%	0%	-	-	1.0%	17.3%	81.6%	0%	0%	-	-
% Total	0.7%	16.2%	3.0%	0.3%	0%	20.1%	-	0%	0%	0%	0%	0%	0%	-	0.2%	4.0%	19.1%	0%	0%	23.4%	-
Motorcycles	4	100	18	0	0	122	-	0	0	0	0	0	0	-	0	21	39	0	0	60	-
% Motorcycles	2.5%	2.7%	2.6%	0%	0%	2.6%	-	0%	0%	0%	0%	0%	0%	-	0%	2.3%	0.9%	0%	0%	1.1%	-
Cars	133	2839	587	50	0	3609	-	0	0	0	0	0	0	-	38	796	3689	2	0	4525	-
% Cars	83.6%	76.6%	85.9%	82.0%	0%	78.3%	-	0%	0%	0%	0%	0%	0%	-	67.9%	86.1%	84.5%	100%	0%	84.6%	-
Light Goods Vehicles	14	372	52	9	0	447	-	0	0	0	0	0	0	-	10	63	409	0	0	482	-
% Light Goods Vehicles	8.8%	10.0%	7.6%	14.8%	0%	9.7%	-	0%	0%	0%	0%	0%	0%	-	17.9%	6.8%	9.4%	0%	0%	9.0%	-
Single-Unit Trucks	5	71	10	1	0	87	-	0	0	0	0	0	0	-	4	12	37	0	0	53	-
% Single-Unit Trucks	3.1%	1.9%	1.5%	1.6%	0%	1.9%	-	0%	0%	0%	0%	0%	0%	-	7.1%	1.3%	0.8%	0%	0%	1.0%	-
Articulated Trucks	1	9	1	1	0	12	-	0	0	0	0	0	0	-	1	4	7	0	0	12	-
% Articulated Trucks	0.6%	0.2%	0.1%	1.6%	0%	0.3%	-	0%	0%	0%	0%	0%	0%	-	1.8%	0.4%	0.2%	0%	0%	0.2%	-
Buses	0	212	0	0	0	212	-	0	0	0	0	0	0	-	0	1	72	0	0	73	-
% Buses	0%	5.7%	0%	0%	0%	4.6%	-	0%	0%	0%	0%	0%	0%	-	0%	0.1%	1.6%	0%	0%	1.4%	-
Bicycles on Road	2	101	15	0	0	118	-	0	5	0	0	0	5	-	3	28	114	0	0	145	-
% Bicycles on Road	1.3%	2.7%	2.2%	0%	0%	2.6%	-	0%	100%	0%	0%	0%	100%	-	5.4%	3.0%	2.6%	0%	0%	2.7%	-
Pedestrians	-	-	-	-	-	-	654	-	-	-	-	-	-	3132	-	-	-	-	-	-	2265
% Pedestrians	-	-	-	-	-	-	91.3%	-	-	-	-	-	-	88.7%	-	-	-	-	-	-	91.7%
Bicycles on Crosswalk	-	-	-	-	-	-	62	-	-	-	-	-	-	399	-	-	-	-	-	-	205
% Bicycles on Crosswalk	-	-	-	-	-	-	8.7%	-	-	-	-	-	-	11.3%	-	-	-	-	-	-	8.3%

*Pedestrians and Bicycles on Crosswalk. BL: Bear left, BR: Bear right, HL: Hard left, HR: Hard right, L: Left, R: Right, T: Thru, U: U-Turn

SEMCOG #99 State & Packard - TMC

Tue Sep 12, 2017

Full Length (6 AM-10 PM)

All Classes (Motorcycles, Cars, Light Goods Vehicles, Single-Unit Trucks, Articulated Trucks, Buses, Pedestrians, Bicycles on Road, Bicycles on Crosswalk)

All Movements

ID: 444666, Location: 42.270929, -83.740606, Site Code: SEMCOG #99



Traffic Data Collection

Provided by: Traffic Data Collection, TDC

7504 Sawgrass Drive,

www.tdccounts.com,

Washington, MI, 48094, US

Leg Direction	S. State Street Northbound								Packard Street Southeastbound						Int
	HR	R	T	BL	U	App	Ped*	BR	T	BL	HL	U	App	Ped*	
2017-09-12 6:00AM	0	0	7	2	0	9	0	5	1	0	0	0	6	5	22
6:05AM	0	0	14	3	0	17	0	7	0	0	0	0	7	7	31
6:10AM	0	0	6	4	0	10	0	2	4	0	0	0	6	8	30
6:15AM	0	0	13	7	0	20	0	6	6	0	0	0	12	1	38
6:20AM	0	0	14	5	0	19	1	6	3	0	0	0	9	3	45
6:25AM	0	0	19	5	0	24	0	7	3	0	0	0	10	3	44
6:30AM	0	0	21	2	0	23	1	3	1	0	0	0	4	4	37
6:35AM	0	0	21	4	0	25	0	5	2	0	0	0	7	2	52
6:40AM	0	0	25	11	0	36	0	8	0	0	1	0	9	6	61
6:45AM	0	0	23	10	0	33	0	15	2	0	0	0	17	0	71
6:50AM	0	0	27	14	0	41	0	8	2	0	0	0	10	3	86
6:55AM	0	0	18	17	0	35	0	8	5	0	0	0	13	1	68
Hourly Total	0	0	208	84	0	292	2	80	29	0	1	0	110	43	585
7:00AM	0	0	17	7	0	24	0	7	5	0	0	0	12	3	63
7:05AM	0	0	23	10	0	33	0	3	5	0	0	0	8	6	71
7:10AM	0	0	33	13	0	46	0	7	4	0	0	0	11	1	84
7:15AM	0	1	22	17	0	40	1	4	13	0	0	0	17	6	95
7:20AM	2	0	26	14	0	42	0	8	9	0	0	0	17	3	96
7:25AM	0	0	31	21	0	52	0	10	11	0	0	0	21	5	122
7:30AM	0	1	16	24	0	41	1	16	15	0	0	0	31	4	129
7:35AM	1	0	29	18	0	48	0	12	14	0	0	0	26	5	140
7:40AM	0	0	40	13	0	53	1	23	19	0	0	0	42	7	153
7:45AM	0	0	33	17	0	50	0	21	17	0	0	0	38	8	153
7:50AM	0	2	35	13	0	50	1	19	10	0	0	0	29	13	151
7:55AM	0	0	26	22	0	48	1	15	14	0	0	0	29	9	136
Hourly Total	3	4	331	189	0	527	5	145	136	0	0	0	281	70	1393
8:00AM	0	1	24	20	0	45	0	17	13	0	0	0	30	15	138
8:05AM	1	1	23	8	0	33	1	20	12	0	0	0	32	10	126
8:10AM	0	0	43	11	0	54	0	18	13	0	0	0	31	9	152
8:15AM	0	0	30	15	0	45	2	15	13	0	0	0	28	13	136
8:20AM	2	0	31	16	0	49	2	27	14	0	0	0	41	13	156
8:25AM	0	0	48	14	0	62	4	17	15	0	0	0	32	17	151
8:30AM	0	0	32	21	0	53	0	17	14	0	0	0	31	16	161
8:35AM	0	0	31	15	0	46	3	13	7	0	0	0	20	14	130
8:40AM	1	2	28	19	0	50	1	10	13	0	0	0	23	16	135
8:45AM	1	3	19	18	0	41	2	20	17	0	0	0	37	17	154
8:50AM	1	0	28	13	0	42	1	14	14	0	0	0	28	12	143
8:55AM	0	1	30	14	0	45	0	18	7	0	0	0	25	10	120
Hourly Total	6	8	367	184	0	565	16	206	152	0	0	0	358	162	1702
9:00AM	0	0	19	7	0	26	0	8	22	0	0	0	30	11	121
9:05AM	1	0	23	10	0	34	0	18	15	0	0	0	33	10	145
9:10AM	0	0	22	16	0	38	2	12	19	0	0	0	31	9	126
9:15AM	3	2	19	12	0	36	0	9	18	0	0	0	27	8	113
9:20AM	1	2	21	12	0	36	5	19	17	0	0	0	36	11	121
9:25AM	1	0	21	8	0	30	1	18	15	0	0	0	33	7	101
9:30AM	2	0	28	15	0	45	0	10	7	0	0	0	17	11	117
9:35AM	1	1	33	14	0	49	3	12	10	0	0	0	22	5	119
9:40AM	0	0	32	18	0	50	0	11	15	0	0	0	26	8	130
9:45AM	0	1	19	8	0	28	4	9	13	0	0	0	22	17	101
9:50AM	0	0	33	17	0	50	5	8	14	0	0	0	22	35	119
9:55AM	0	0	39	17	0	56	1	10	15	0	0	0	25	14	126

Leg Direction	S. State Street Northbound							Packard Street Southeastbound							
Time	HR	R	T	BL	U	App	Ped*	BR	T	BL	HL	U	App	Ped*	Int
Hourly Total	9	6	309	154	0	478	21	144	180	0	0	0	324	146	1439
10:00AM	0	0	19	13	0	32	1	16	11	1	0	0	28	9	89
10:05AM	0	1	20	18	0	39	0	14	14	0	0	0	28	14	119
10:10AM	0	1	14	10	0	25	2	10	13	0	0	0	23	28	98
10:15AM	0	0	17	14	0	31	2	7	10	0	0	0	17	13	113
10:20AM	0	0	18	9	0	27	8	22	15	0	0	0	37	11	114
10:25AM	1	1	13	6	0	21	2	11	13	0	0	0	24	7	104
10:30AM	0	0	18	10	0	28	1	15	10	0	0	0	25	10	96
10:35AM	1	1	21	8	0	31	4	11	10	2	0	0	23	17	93
10:40AM	0	0	21	8	0	29	1	12	21	0	0	0	33	13	104
10:45AM	0	0	23	8	0	31	0	8	10	0	0	0	18	3	105
10:50AM	0	0	32	8	0	40	1	9	15	0	0	0	24	14	113
10:55AM	1	1	24	7	0	33	2	10	10	0	0	0	20	11	99
Hourly Total	3	5	240	119	0	367	24	145	152	3	0	0	300	150	1247
11:00AM	0	0	19	19	0	38	0	11	21	0	0	0	32	8	113
11:05AM	0	2	19	15	0	36	2	9	10	0	0	0	19	7	97
11:10AM	1	0	14	10	0	25	2	15	16	0	0	0	31	10	104
11:15AM	1	3	20	5	0	29	3	13	12	0	0	0	25	18	112
11:20AM	1	1	24	9	0	35	1	10	20	0	0	0	30	21	122
11:25AM	1	1	20	9	0	31	3	9	21	0	0	0	30	7	107
11:30AM	1	0	21	10	0	32	2	11	14	0	0	0	25	16	114
11:35AM	0	0	21	9	0	30	5	10	9	0	0	0	19	16	83
11:40AM	1	0	15	18	0	34	4	14	18	0	0	0	32	14	117
11:45AM	1	0	26	15	0	42	4	17	26	0	0	0	43	16	137
11:50AM	1	1	25	13	0	40	1	13	20	0	0	0	33	17	125
11:55AM	0	1	23	11	0	35	1	16	18	0	0	0	34	12	129
Hourly Total	8	9	247	143	0	407	28	148	205	0	0	0	353	162	1360
12:00PM	0	0	19	12	0	31	1	17	19	0	0	0	36	12	116
12:05PM	0	0	19	15	0	34	1	13	19	0	0	0	32	15	120
12:10PM	0	0	17	9	0	26	5	12	12	0	0	0	24	24	101
12:15PM	1	1	21	14	0	37	1	20	15	0	0	0	35	10	125
12:20PM	1	3	27	12	0	43	1	16	15	0	0	0	31	12	138
12:25PM	0	1	20	12	0	33	2	17	9	0	0	0	26	17	102
12:30PM	1	2	21	12	0	36	2	22	20	0	0	0	42	8	122
12:35PM	0	0	19	14	0	33	1	11	13	0	0	0	24	13	114
12:40PM	0	0	25	16	0	41	3	17	12	0	0	0	29	9	129
12:45PM	2	2	26	17	0	47	4	21	25	0	0	0	46	20	144
12:50PM	0	2	25	16	0	43	1	10	18	0	0	0	28	16	119
12:55PM	0	1	22	17	0	40	2	18	16	0	0	0	34	18	129
Hourly Total	5	12	261	166	0	444	24	194	193	0	0	0	387	174	1459
1:00PM	0	0	22	15	0	37	1	18	17	0	0	0	35	9	119
1:05PM	1	0	19	14	0	34	1	18	16	0	0	0	34	7	110
1:10PM	1	1	22	13	0	37	1	16	13	0	0	0	29	25	130
1:15PM	3	0	24	16	0	43	7	16	13	0	0	0	29	26	122
1:20PM	0	0	17	10	0	27	2	13	20	0	0	0	33	18	112
1:25PM	0	0	19	17	0	36	5	14	23	0	0	0	37	7	130
1:30PM	0	0	12	12	0	24	4	13	26	0	0	0	39	15	105
1:35PM	0	2	25	13	0	40	4	14	18	0	0	0	32	16	119
1:40PM	1	0	25	11	0	37	4	16	13	0	0	0	29	13	120
1:45PM	1	0	25	10	0	36	1	19	27	0	0	0	46	8	130
1:50PM	0	0	20	6	0	26	3	15	14	0	0	0	29	10	93
1:55PM	0	0	24	13	0	37	0	9	21	0	0	0	30	7	111
Hourly Total	7	3	254	150	0	414	33	181	221	0	0	0	402	161	1401
2:00PM	1	0	16	14	0	31	1	13	21	0	0	0	34	15	106
2:05PM	0	0	19	12	0	31	1	9	13	0	0	0	22	12	99
2:10PM	1	0	23	8	0	32	4	10	28	0	0	0	38	13	119
2:15PM	0	0	26	14	0	40	1	19	20	0	0	0	39	20	135
2:20PM	0	0	27	7	0	34	0	16	14	1	0	0	31	16	119
2:25PM	1	2	23	15	0	41	1	9	25	0	0	0	34	16	120
2:30PM	0	0	19	14	0	33	0	10	17	0	0	0	27	16	91

Leg Direction	S. State Street Northbound							Packard Street Southeastbound							Int
	HR	R	T	BL	U	App	Ped*	BR	T	BL	HL	U	App	Ped*	
Time															
2:35PM	1	0	28	18	0	47	1	13	17	0	0	0	30	20	124
2:40PM	0	1	19	19	0	39	2	20	24	0	0	0	44	17	134
2:45PM	0	1	19	11	0	31	5	19	25	0	0	0	44	17	134
2:50PM	0	0	16	15	0	31	0	24	27	0	0	0	51	5	140
2:55PM	0	0	20	14	0	34	4	12	18	0	0	0	30	17	115
Hourly Total	4	4	255	161	0	424	20	174	249	1	0	0	424	184	1436
3:00PM	1	1	17	16	0	35	1	26	20	0	0	0	46	10	151
3:05PM	1	3	13	15	0	32	1	18	25	1	0	0	44	21	122
3:10PM	2	1	23	8	0	34	6	13	22	0	0	0	35	11	144
3:15PM	1	2	12	14	0	29	5	13	27	0	0	0	40	11	126
3:20PM	1	1	24	17	0	43	3	12	24	1	0	0	37	10	136
3:25PM	0	0	18	17	0	35	2	13	27	0	0	0	40	6	120
3:30PM	0	0	18	9	0	27	2	10	19	1	0	0	30	10	112
3:35PM	1	1	21	8	0	31	4	13	27	0	0	0	40	13	126
3:40PM	0	4	19	13	0	36	1	17	33	0	0	0	50	12	142
3:45PM	0	0	15	11	0	26	1	18	15	0	0	0	33	10	124
3:50PM	1	0	32	11	0	44	4	10	20	0	0	0	30	24	133
3:55PM	0	1	27	15	0	43	2	15	23	0	0	0	38	9	141
Hourly Total	8	14	239	154	0	415	32	178	282	3	0	0	463	147	1577
4:00PM	2	2	17	10	0	31	1	8	18	0	0	0	26	22	93
4:05PM	0	1	27	7	0	35	7	20	22	0	0	0	42	22	137
4:10PM	2	1	19	20	0	42	4	25	29	0	0	0	54	21	161
4:15PM	1	1	20	22	0	44	4	21	17	0	0	0	38	8	132
4:20PM	0	1	26	11	0	38	3	14	26	0	0	0	40	18	150
4:25PM	0	1	22	17	0	40	3	23	25	0	0	0	48	17	143
4:30PM	2	0	20	20	0	42	3	14	31	0	0	0	45	11	153
4:35PM	0	2	26	13	0	41	7	14	24	0	0	0	38	24	147
4:40PM	1	2	14	18	0	35	5	14	47	0	0	0	61	21	159
4:45PM	2	2	17	15	0	36	5	8	31	0	0	0	39	17	132
4:50PM	1	1	26	19	0	47	4	11	30	0	0	0	41	22	156
4:55PM	3	2	19	18	0	42	0	17	40	0	0	0	57	7	169
Hourly Total	14	16	253	190	0	473	46	189	340	0	0	0	529	210	1732
5:00PM	1	0	20	26	0	47	3	11	22	0	0	0	33	15	141
5:05PM	2	0	33	21	0	56	2	17	31	0	0	0	48	20	167
5:10PM	0	0	21	11	0	32	3	18	35	0	0	0	53	18	138
5:15PM	0	1	26	24	0	51	3	14	25	0	0	0	39	21	145
5:20PM	3	1	30	13	0	47	6	15	19	0	0	0	34	18	146
5:25PM	1	0	26	10	0	37	7	14	38	0	0	0	52	43	144
5:30PM	1	0	23	16	0	40	2	11	36	0	0	0	47	25	145
5:35PM	0	0	26	11	0	37	7	13	24	1	0	0	38	30	124
5:40PM	0	0	22	12	0	34	5	19	40	0	0	0	59	24	157
5:45PM	0	0	27	24	0	51	6	23	24	0	0	0	47	24	155
5:50PM	0	0	31	10	0	41	5	14	22	0	0	0	36	57	151
5:55PM	0	1	25	15	0	41	4	13	39	0	0	0	52	18	165
Hourly Total	8	3	310	193	0	514	53	182	355	1	0	0	538	313	1778
6:00PM	0	0	20	23	0	43	6	20	18	0	0	0	38	19	141
6:05PM	0	2	25	8	0	35	7	23	19	0	0	0	42	26	135
6:10PM	0	0	24	17	0	41	3	25	25	0	0	0	50	20	170
6:15PM	2	0	22	22	0	46	3	17	19	0	0	0	36	29	152
6:20PM	2	2	26	16	0	46	2	20	27	0	0	0	47	36	153
6:25PM	3	0	9	7	0	19	3	19	28	0	0	0	47	20	132
6:30PM	0	0	15	6	0	21	5	11	17	0	0	0	28	21	105
6:35PM	0	0	24	22	0	46	9	13	21	0	0	0	34	19	135
6:40PM	3	1	27	9	0	40	3	18	23	0	0	0	41	18	156
6:45PM	2	2	28	13	0	45	4	12	26	0	0	0	38	15	151
6:50PM	0	0	34	17	0	51	5	7	20	0	0	0	27	39	131
6:55PM	0	0	16	10	0	26	1	14	26	0	0	0	40	22	132
Hourly Total	12	7	270	170	0	459	51	199	269	0	0	0	468	284	1693
7:00PM	1	1	20	15	0	37	2	9	23	0	0	0	32	17	130
7:05PM	0	0	20	15	0	35	2	6	18	0	1	0	25	9	118

Leg Direction	S. State Street Northbound							Packard Street Southeastbound							
Time	HR	R	T	BL	U	App	Ped*	BR	T	BL	HL	U	App	Ped*	Int
7:10PM	0	0	18	12	0	30	5	14	21	0	0	0	35	16	119
7:15PM	0	0	18	11	0	29	6	13	25	0	0	0	38	20	132
7:20PM	0	0	17	13	0	30	1	13	25	0	0	0	38	23	137
7:25PM	3	0	23	15	0	41	6	12	19	0	0	0	31	18	128
7:30PM	0	1	18	9	0	28	8	19	19	0	0	0	38	18	116
7:35PM	0	0	19	12	0	31	2	15	25	0	0	0	40	27	111
7:40PM	0	0	18	10	0	28	5	8	25	0	0	0	33	21	105
7:45PM	1	1	17	14	0	33	2	14	29	0	0	0	43	24	126
7:50PM	0	0	19	12	0	31	7	15	21	0	0	0	36	40	118
7:55PM	2	0	17	4	0	23	3	12	22	0	0	0	34	25	134
Hourly Total	7	3	224	142	0	376	49	150	272	0	1	0	423	258	1474
8:00PM	1	1	25	15	0	42	5	10	13	0	0	0	23	27	102
8:05PM	1	1	20	9	0	31	3	17	30	0	0	0	47	14	125
8:10PM	0	0	11	12	0	23	7	10	27	1	0	0	38	43	121
8:15PM	0	0	20	8	0	28	7	12	19	0	0	0	31	23	114
8:20PM	1	1	19	11	0	32	8	11	22	0	0	0	33	16	118
8:25PM	0	0	24	7	0	31	5	9	21	0	0	0	30	20	116
8:30PM	2	1	16	8	0	27	3	12	14	0	0	0	26	16	106
8:35PM	0	1	23	9	0	33	5	11	27	0	0	0	38	18	127
8:40PM	0	1	20	8	0	29	3	10	28	0	0	0	38	20	116
8:45PM	0	0	22	8	0	30	1	10	22	0	0	0	32	20	127
8:50PM	0	1	25	7	0	33	1	13	19	0	0	0	32	21	109
8:55PM	0	0	19	10	0	29	9	11	22	0	0	0	33	28	121
Hourly Total	5	7	244	112	0	368	57	136	264	1	0	0	401	266	1402
9:00PM	1	0	12	8	0	21	1	8	27	0	0	0	35	10	122
9:05PM	1	0	9	2	0	12	2	6	24	0	0	0	30	25	103
9:10PM	1	1	27	10	0	39	4	15	26	0	0	0	41	11	130
9:15PM	1	2	20	7	0	30	5	20	22	0	0	0	42	19	129
9:20PM	2	0	12	8	0	22	3	14	28	0	0	0	42	11	110
9:25PM	0	0	15	4	0	19	3	11	18	0	0	0	29	32	106
9:30PM	0	0	12	8	0	20	2	10	24	0	0	0	34	23	91
9:35PM	0	0	11	5	0	16	5	20	17	0	0	0	37	9	89
9:40PM	0	0	6	7	0	13	2	12	19	0	0	0	31	16	97
9:45PM	0	1	12	10	0	23	1	7	15	0	0	0	22	14	83
9:50PM	4	0	10	4	0	18	9	7	26	0	0	0	33	13	85
9:55PM	0	0	11	5	0	16	4	7	18	0	0	0	25	7	73
Hourly Total	10	4	157	78	0	249	41	137	264	0	0	0	401	190	1218
Total	109	105	4169	2389	0	6772	502	2588	3563	9	2	0	6162	2920	22896
% Approach	1.6%	1.6%	61.6%	35.3%	0%	-	-	42.0%	57.8%	0.1%	0%	0%	-	-	-
% Total	0.5%	0.5%	18.2%	10.4%	0%	29.6%	-	11.3%	15.6%	0%	0%	0%	26.9%	-	-
Motorcycles	1	1	107	6	0	115	-	9	36	0	0	0	45	-	342
% Motorcycles	0.9%	1.0%	2.6%	0.3%	0%	1.7%	-	0.3%	1.0%	0%	0%	0%	0.7%	-	1.5%
Cars	78	94	3309	1997	0	5478	-	2205	3010	5	2	0	5222	-	18834
% Cars	71.6%	89.5%	79.4%	83.6%	0%	80.9%	-	85.2%	84.5%	55.6%	100%	0%	84.7%	-	82.3%
Light Goods Vehicles	28	8	401	271	0	708	-	256	308	4	0	0	568	-	2205
% Light Goods Vehicles	25.7%	7.6%	9.6%	11.3%	0%	10.5%	-	9.9%	8.6%	44.4%	0%	0%	9.2%	-	9.6%
Single-Unit Trucks	1	1	89	42	0	133	-	38	34	0	0	0	72	-	345
% Single-Unit Trucks	0.9%	1.0%	2.1%	1.8%	0%	2.0%	-	1.5%	1.0%	0%	0%	0%	1.2%	-	1.5%
Articulated Trucks	0	0	6	3	0	9	-	6	4	0	0	0	10	-	43
% Articulated Trucks	0%	0%	0.1%	0.1%	0%	0.1%	-	0.2%	0.1%	0%	0%	0%	0.2%	-	0.2%
Buses	0	1	217	51	0	269	-	64	67	0	0	0	131	-	685
% Buses	0%	1.0%	5.2%	2.1%	0%	4.0%	-	2.5%	1.9%	0%	0%	0%	2.1%	-	3.0%
Bicycles on Road	1	0	40	19	0	60	-	10	104	0	0	0	114	-	442
% Bicycles on Road	0.9%	0%	1.0%	0.8%	0%	0.9%	-	0.4%	2.9%	0%	0%	0%	1.9%	-	1.9%
Pedestrians	-	-	-	-	-	-	457	-	-	-	-	-	-	2723	-
% Pedestrians	-	-	-	-	-	-	91.0%	-	-	-	-	-	-	93.3%	-
Bicycles on Crosswalk	-	-	-	-	-	-	45	-	-	-	-	-	-	197	-
% Bicycles on Crosswalk	-	-	-	-	-	-	9.0%	-	-	-	-	-	-	6.7%	-

*Pedestrians and Bicycles on Crosswalk. BL: Bear left, BR: Bear right, HL: Hard left, HR: Hard right, L: Left, R: Right, T: Thru, U: U-Turn

SEMCOG #99 State & Packard - TMC

Tue Sep 12, 2017

Full Length (6 AM-10 PM)

All Classes (Motorcycles, Cars, Light Goods Vehicles, Single-Unit Trucks, Articulated Trucks, Buses, Pedestrians, Bicycles on Road, Bicycles on Crosswalk)

All Movements

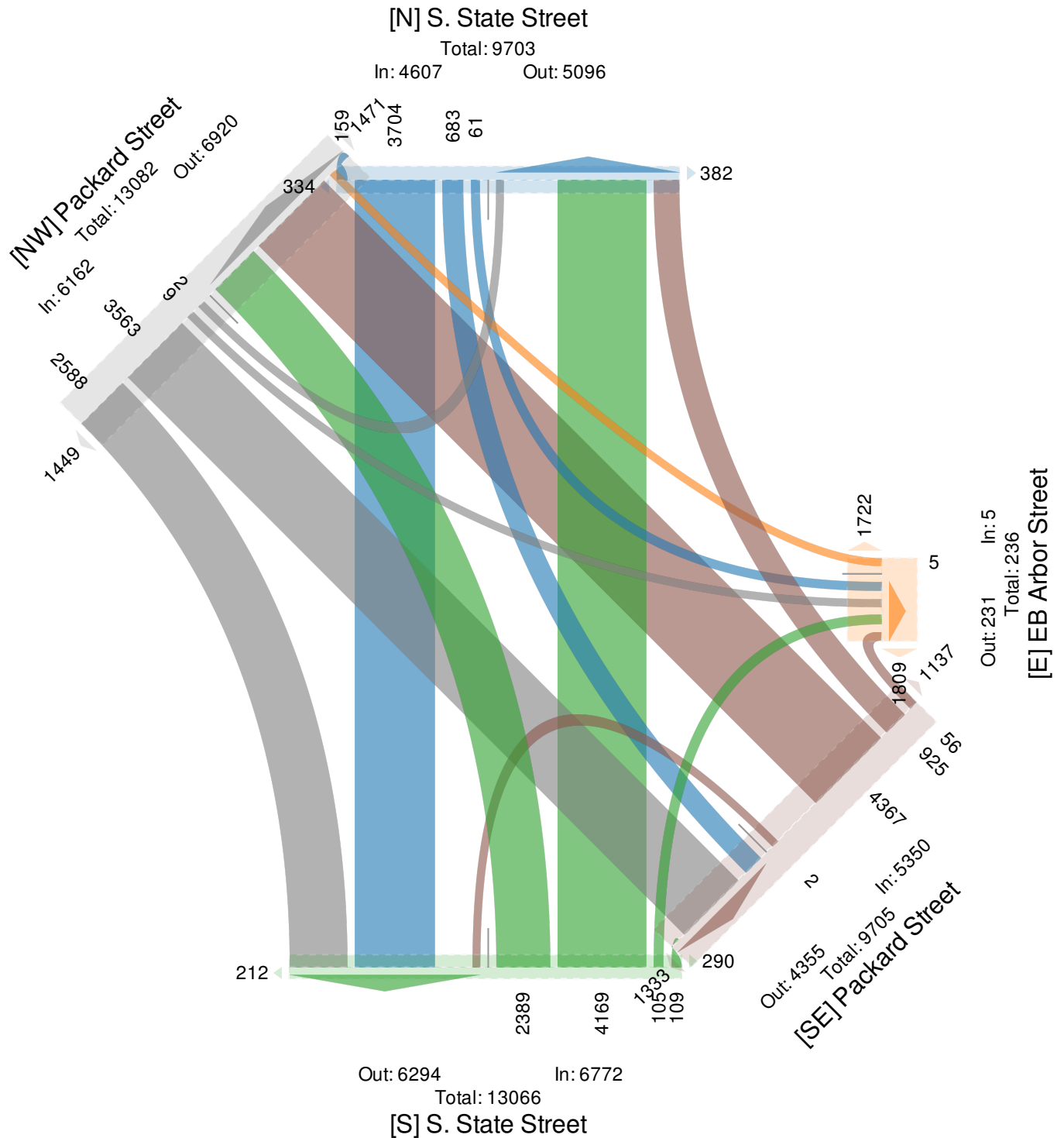
ID: 444666, Location: 42.270929, -83.740606, Site Code: SEMCOG #99



Traffic Data Collection

Provided by: Traffic Data Collection, TDC

7504 Sawgrass Drive,
www.tdccounts.com,
Washington, MI, 48094, US



SEMCOG #99 State & Packard - TMC

Tue Sep 12, 2017

AM Peak (7:45 AM - 8:45 AM)

All Classes (Motorcycles, Cars, Light Goods Vehicles, Single-Unit Trucks, Articulated Trucks, Buses, Pedestrians, Bicycles on Road, Bicycles on Crosswalk)

All Movements

ID: 444666, Location: 42.270929, -83.740606, Site Code: SEMCOG #99



Traffic Data Collection

Provided by: Traffic Data Collection, TDC

7504 Sawgrass Drive,

www.tdccounts.com,

Washington, MI, 48094, US

Leg Direction	S. State Street Southbound								EB Arbor Street Westbound								Packard Street Northwestbound							
Time	HR	T	BL	L	U	App	Ped*	R	BR	L	HL	U	App	Ped*	HR	BR	T	HL	U	App	Ped*			
2017-09-12 7:45AM	1	44	5	0	0	50	8	0	0	0	0	0	0	0	48	0	27	119	0	0	146	41		
8:00AM	3	51	6	2	0	62	8	0	0	0	0	0	0	0	46	0	24	105	0	0	129	38		
8:15AM	0	39	5	1	0	45	6	0	0	0	0	0	0	0	71	0	22	119	0	0	141	45		
8:30AM	2	55	6	0	0	63	7	0	1	0	0	0	1	65	3	26	110	0	0	139	39			
Total	6	189	22	3	0	220	29	0	1	0	0	0	1	230	3	99	453	0	0	555	163			
% Approach	2.7%	85.9%	10.0%	1.4%	0%	-	-	0%	100%	0%	0%	0%	-	-	0.5%	17.8%	81.6%	0%	0%	-	-			
% Total	0.3%	11.0%	1.3%	0.2%	0%	12.8%	-	0%	0.1%	0%	0%	0%	0.1%	-	0.2%	5.7%	26.3%	0%	0%	32.2%	-			
PHF	0.500	0.907	0.917	0.375	-	0.871	-	-	-	-	-	-	-	-	0.250	0.904	0.942	-	-	0.947	-			
Motorcycles	0	4	0	0	0	4	-	0	0	0	0	0	0	-	0	2	1	0	0	3	-			
% Motorcycles	0%	2.1%	0%	0%	0%	1.8%	-	0%	0%	0%	0%	0%	0%	-	0%	2.0%	0.2%	0%	0%	0.5%	-			
Cars	5	135	20	2	0	162	-	0	0	0	0	0	0	-	2	87	401	0	0	490	-			
% Cars	83.3%	71.4%	90.9%	66.7%	0%	73.6%	-	0%	0%	0%	0%	0%	0%	-	66.7%	87.9%	88.5%	0%	0%	88.3%	-			
Light Goods Vehicles	0	24	2	0	0	26	-	0	0	0	0	0	0	-	0	4	24	0	0	28	-			
% Light Goods Vehicles	0%	12.7%	9.1%	0%	0%	11.8%	-	0%	0%	0%	0%	0%	0%	-	0%	4.0%	5.3%	0%	0%	5.0%	-			
Single-Unit Trucks	0	3	0	0	0	3	-	0	0	0	0	0	0	-	1	1	6	0	0	8	-			
% Single-Unit Trucks	0%	1.6%	0%	0%	0%	1.4%	-	0%	0%	0%	0%	0%	0%	-	33.3%	1.0%	1.3%	0%	0%	1.4%	-			
Articulated Trucks	1	2	0	1	0	4	-	0	0	0	0	0	0	-	0	0	1	0	0	1	-			
% Articulated Trucks	16.7%	1.1%	0%	33.3%	0%	1.8%	-	0%	0%	0%	0%	0%	0%	-	0%	0%	0.2%	0%	0%	0.2%	-			
Buses	0	17	0	0	0	17	-	0	0	0	0	0	0	-	0	0	8	0	0	8	-			
% Buses	0%	9.0%	0%	0%	0%	7.7%	-	0%	0%	0%	0%	0%	0%	-	0%	0%	1.8%	0%	0%	1.4%	-			
Bicycles on Road	0	4	0	0	0	4	-	0	1	0	0	0	1	-	0	5	12	0	0	17	-			
% Bicycles on Road	0%	2.1%	0%	0%	0%	1.8%	-	0%	100%	0%	0%	0%	100%	-	0%	5.1%	2.6%	0%	0%	3.1%	-			
Pedestrians	-	-	-	-	-	-	27	-	-	-	-	-	-	193	-	-	-	-	-	-	143			
% Pedestrians	-	-	-	-	-	-	93.1%	-	-	-	-	-	-	83.9%	-	-	-	-	-	-	87.7%			
Bicycles on Crosswalk	-	-	-	-	-	-	2	-	-	-	-	-	-	37	-	-	-	-	-	-	20			
% Bicycles on Crosswalk	-	-	-	-	-	-	6.9%	-	-	-	-	-	-	16.1%	-	-	-	-	-	-	12.3%			

*Pedestrians and Bicycles on Crosswalk. BL: Bear left, BR: Bear right, HL: Hard left, HR: Hard right, L: Left, R: Right, T: Thru, U: U-Turn

SEMCOG #99 State & Packard - TMC

Tue Sep 12, 2017

AM Peak (7:45 AM - 8:45 AM)

All Classes (Motorcycles, Cars, Light Goods Vehicles, Single-Unit Trucks, Articulated Trucks, Buses, Pedestrians, Bicycles on Road, Bicycles on Crosswalk)

All Movements

ID: 444666, Location: 42.270929, -83.740606, Site Code: SEMCOG #99



Traffic Data Collection

Provided by: Traffic Data Collection, TDC

7504 Sawgrass Drive,

www.tdccounts.com,

Washington, MI, 48094, US

Leg Direction	S. State Street Northbound							Packard Street Southeastbound							Int
	HR	R	T	BL	U	App	Ped*	BR	T	BL	HL	U	App	Ped*	
2017-09-12 7:45AM	0	2	94	52	0	148	2	55	41	0	0	0	96	30	440
8:00AM	1	2	90	39	0	132	1	55	38	0	0	0	93	34	416
8:15AM	2	0	109	45	0	156	8	59	42	0	0	0	101	43	443
8:30AM	1	2	91	55	0	149	4	40	34	0	0	0	74	46	426
Total	4	6	384	191	0	585	15	209	155	0	0	0	364	153	1725
% Approach	0.7%	1.0%	65.6%	32.6%	0%	-	-	57.4%	42.6%	0%	0%	0%	-	-	-
% Total	0.2%	0.3%	22.3%	11.1%	0%	33.9%	-	12.1%	9.0%	0%	0%	0%	21.1%	-	-
PHF	0.500	0.750	0.884	0.855	-	0.942	-	0.888	0.933	-	-	-	0.907	-	0.978
Motorcycles	0	0	19	0	0	19	-	0	1	0	0	0	1	-	27
% Motorcycles	0%	0%	4.9%	0%	0%	3.2%	-	0%	0.6%	0%	0%	0%	0.3%	-	1.6%
Cars	4	5	288	165	0	462	-	178	128	0	0	0	306	-	1420
% Cars	100%	83.3%	75.0%	86.4%	0%	79.0%	-	85.2%	82.6%	0%	0%	0%	84.1%	-	82.3%
Light Goods Vehicles	0	1	43	19	0	63	-	18	13	0	0	0	31	-	148
% Light Goods Vehicles	0%	16.7%	11.2%	9.9%	0%	10.8%	-	8.6%	8.4%	0%	0%	0%	8.5%	-	8.6%
Single-Unit Trucks	0	0	7	4	0	11	-	5	4	0	0	0	9	-	31
% Single-Unit Trucks	0%	0%	1.8%	2.1%	0%	1.9%	-	2.4%	2.6%	0%	0%	0%	2.5%	-	1.8%
Articulated Trucks	0	0	1	0	0	1	-	0	0	0	0	0	0	-	6
% Articulated Trucks	0%	0%	0.3%	0%	0%	0.2%	-	0%	0%	0%	0%	0%	0%	-	0.3%
Buses	0	0	17	0	0	17	-	5	7	0	0	0	12	-	54
% Buses	0%	0%	4.4%	0%	0%	2.9%	-	2.4%	4.5%	0%	0%	0%	3.3%	-	3.1%
Bicycles on Road	0	0	9	3	0	12	-	3	2	0	0	0	5	-	39
% Bicycles on Road	0%	0%	2.3%	1.6%	0%	2.1%	-	1.4%	1.3%	0%	0%	0%	1.4%	-	2.3%
Pedestrians	-	-	-	-	-	-	15	-	-	-	-	-	-	136	-
% Pedestrians	-	-	-	-	-	-	100%	-	-	-	-	-	-	88.9%	-
Bicycles on Crosswalk	-	-	-	-	-	-	0	-	-	-	-	-	-	17	-
% Bicycles on Crosswalk	-	-	-	-	-	-	0%	-	-	-	-	-	-	11.1%	-

*Pedestrians and Bicycles on Crosswalk. BL: Bear left, BR: Bear right, HL: Hard left, HR: Hard right, L: Left, R: Right, T: Thru, U: U-Turn

SEMCOG #99 State & Packard - TMC

Tue Sep 12, 2017

AM Peak (7:45 AM - 8:45 AM)

All Classes (Motorcycles, Cars, Light Goods Vehicles, Single-Unit Trucks, Articulated Trucks, Buses, Pedestrians, Bicycles on Road, Bicycles on Crosswalk)

All Movements

ID: 444666, Location: 42.270929, -83.740606, Site Code: SEMCOG #99



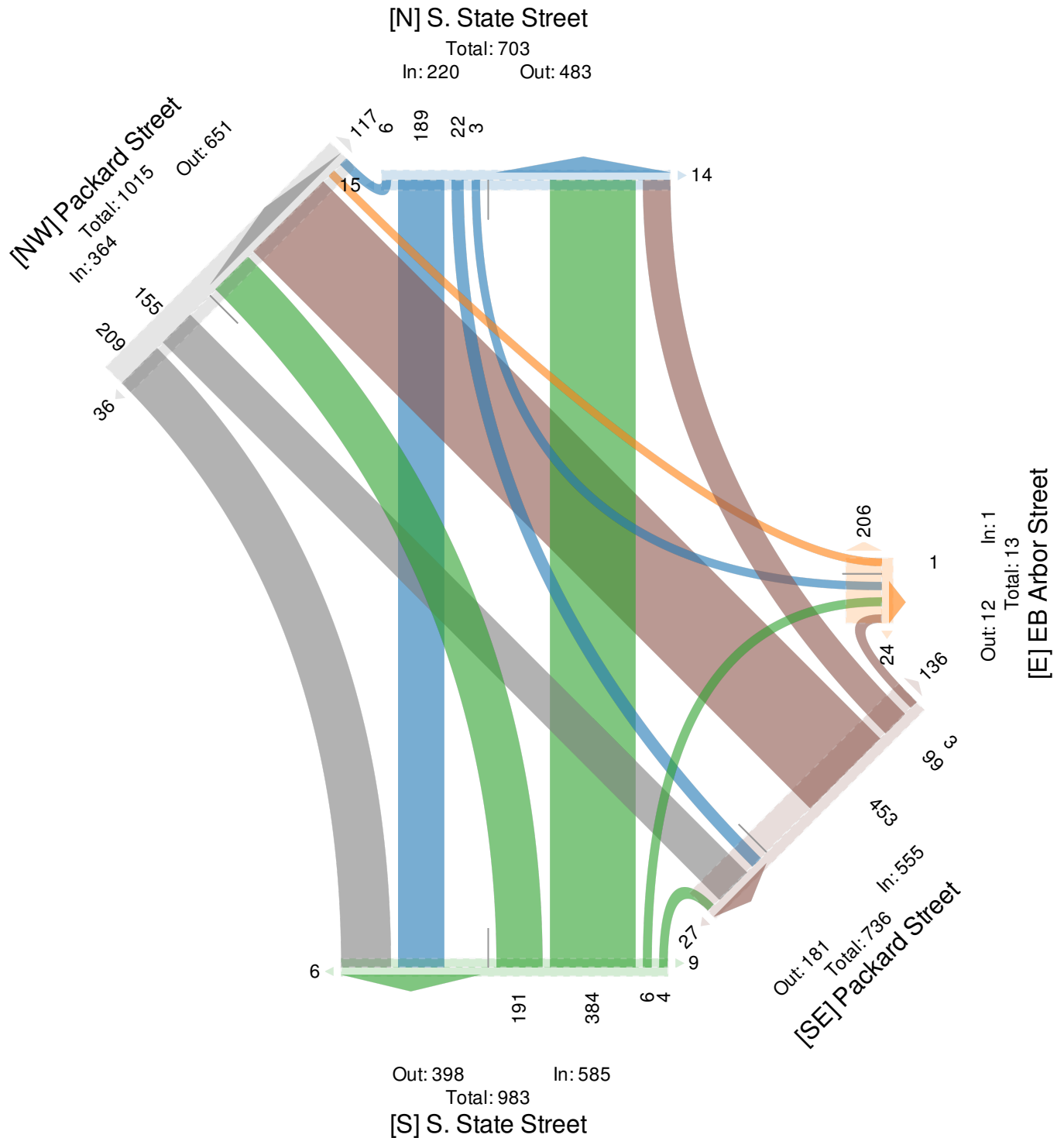
Traffic Data Collection

Provided by: Traffic Data Collection, TDC

7504 Sawgrass Drive,

www.tdccounts.com,

Washington, MI, 48094, US



SEMCOG #99 State & Packard - TMC

Tue Sep 12, 2017

Midday Peak (12 PM - 1 PM)

All Classes (Motorcycles, Cars, Light Goods Vehicles, Single-Unit Trucks, Articulated Trucks, Buses, Pedestrians, Bicycles on Road, Bicycles on Crosswalk)

All Movements

ID: 444666, Location: 42.270929, -83.740606, Site Code: SEMCOG #99



Traffic Data Collection

Provided by: Traffic Data Collection, TDC

7504 Sawgrass Drive,

www.tdccounts.com,

Washington, MI, 48094, US

Leg Direction	S. State Street Southbound								EB Arbor Street Westbound								Packard Street Northwestbound							
	HR	T	BL	L	U	App	Ped*		R	BR	L	HL	U	App	Ped*		HR	BR	T	HL	U	App	Ped*	
2017-09-12 12:00PM	3	59	7	0	0	69	10		0	0	0	0	0	0	41		1	14	70	0	0	85	29	
12:15PM	2	63	12	1	0	78	7		0	0	0	0	0	0	36		1	13	68	0	0	82	25	
12:30PM	6	62	9	0	0	77	10		0	0	0	0	0	0	45		0	16	67	0	0	83	29	
12:45PM	3	61	8	1	0	73	2		0	0	0	0	0	0	64		1	19	61	0	0	81	41	
Total	14	245	36	2	0	297	29		0	0	0	0	0	0	186		3	62	266	0	0	331	124	
% Approach	4.7%	82.5%	12.1%	0.7%	0%	-	-		0%	0%	0%	0%	0%	-	-		0.9%	18.7%	80.4%	0%	0%	-	-	
% Total	1.0%	16.8%	2.5%	0.1%	0%	20.4%	-		0%	0%	0%	0%	0%	0%	-		0.2%	4.2%	18.2%	0%	0%	22.7%	-	
PHF	0.583	0.944	0.750	0.500	-	0.929	-		-	-	-	-	-	-	-		0.750	0.776	0.952	-	-	0.979	-	
Motorcycles	0	8	2	0	0	10	-		0	0	0	0	0	0	-		0	3	1	0	0	4	-	
% Motorcycles	0%	3.3%	5.6%	0%	0%	3.4%	-		0%	0%	0%	0%	0%	-	-		0%	4.8%	0.4%	0%	0%	1.2%	-	
Cars	10	174	24	0	0	208	-		0	0	0	0	0	0	-		3	48	211	0	0	262	-	
% Cars	71.4%	71.0%	66.7%	0%	0%	70.0%	-		0%	0%	0%	0%	0%	-	-		100%	77.4%	79.3%	0%	0%	79.2%	-	
Light Goods Vehicles	4	33	7	1	0	45	-		0	0	0	0	0	0	-		0	8	36	0	0	44	-	
% Light Goods Vehicles	28.6%	13.5%	19.4%	50.0%	0%	15.2%	-		0%	0%	0%	0%	0%	-	-		0%	12.9%	13.5%	0%	0%	13.3%	-	
Single-Unit Trucks	0	7	3	1	0	11	-		0	0	0	0	0	0	-		0	0	4	0	0	4	-	
% Single-Unit Trucks	0%	2.9%	8.3%	50.0%	0%	3.7%	-		0%	0%	0%	0%	0%	-	-		0%	0%	1.5%	0%	0%	1.2%	-	
Articulated Trucks	0	1	0	0	0	1	-		0	0	0	0	0	0	-		0	0	2	0	0	2	-	
% Articulated Trucks	0%	0.4%	0%	0%	0%	0.3%	-		0%	0%	0%	0%	0%	-	-		0%	0%	0.8%	0%	0%	0.6%	-	
Buses	0	15	0	0	0	15	-		0	0	0	0	0	0	-		0	0	5	0	0	5	-	
% Buses	0%	6.1%	0%	0%	0%	5.1%	-		0%	0%	0%	0%	0%	-	-		0%	0%	1.9%	0%	0%	1.5%	-	
Bicycles on Road	0	7	0	0	0	7	-		0	0	0	0	0	0	-		0	3	7	0	0	10	-	
% Bicycles on Road	0%	2.9%	0%	0%	0%	2.4%	-		0%	0%	0%	0%	0%	-	-		0%	4.8%	2.6%	0%	0%	3.0%	-	
Pedestrians	-	-	-	-	-	-	26		-	-	-	-	-	-	160		-	-	-	-	-	-	110	
% Pedestrians	-	-	-	-	-	-	89.7%		-	-	-	-	-	-	86.0%		-	-	-	-	-	-	88.7%	
Bicycles on Crosswalk	-	-	-	-	-	-	3		-	-	-	-	-	-	26		-	-	-	-	-	-	14	
% Bicycles on Crosswalk	-	-	-	-	-	-	10.3%		-	-	-	-	-	-	14.0%		-	-	-	-	-	-	11.3%	

* Pedestrians and Bicycles on Crosswalk. BL: Bear left, BR: Bear right, HL: Hard left, HR: Hard right, L: Left, R: Right, T: Thru, U: U-Turn

SEMCOG #99 State & Packard - TMC

Tue Sep 12, 2017

Midday Peak (12 PM - 1 PM)

All Classes (Motorcycles, Cars, Light Goods Vehicles, Single-Unit Trucks, Articulated Trucks, Buses, Pedestrians, Bicycles on Road, Bicycles on Crosswalk)

All Movements

ID: 444666, Location: 42.270929, -83.740606, Site Code: SEMCOG #99



Traffic Data Collection

Provided by: Traffic Data Collection, TDC

7504 Sawgrass Drive,

www.tdccounts.com,

Washington, MI, 48094, US

Leg Direction	S. State Street Northbound							Packard Street Southeastbound							Int
	HR	R	T	BL	U	App	Ped*	BR	T	BL	HL	U	App	Ped*	
2017-09-12 12:00PM	0	0	55	36	0	91	7	42	50	0	0	0	92	51	337
12:15PM	2	5	68	38	0	113	4	53	39	0	0	0	92	39	365
12:30PM	1	2	65	42	0	110	6	50	45	0	0	0	95	30	365
12:45PM	2	5	73	50	0	130	7	49	59	0	0	0	108	54	392
Total	5	12	261	166	0	444	24	194	193	0	0	0	387	174	1459
% Approach	1.1%	2.7%	58.8%	37.4%	0%	-	-	50.1%	49.9%	0%	0%	0%	-	-	-
% Total	0.3%	0.8%	17.9%	11.4%	0%	30.4%	-	13.3%	13.2%	0%	0%	0%	26.5%	-	-
PHF	0.625	0.600	0.894	0.825	-	0.852	-	0.915	0.815	-	-	-	0.895	-	0.933
Motorcycles	0	0	6	1	0	7	-	1	2	0	0	0	3	-	24
% Motorcycles	0%	0%	2.3%	0.6%	0%	1.6%	-	0.5%	1.0%	0%	0%	0%	0.8%	-	1.6%
Cars	1	10	206	135	0	352	-	159	153	0	0	0	312	-	1134
% Cars	20.0%	83.3%	78.9%	81.3%	0%	79.3%	-	82.0%	79.3%	0%	0%	0%	80.6%	-	77.7%
Light Goods Vehicles	4	2	25	24	0	55	-	29	28	0	0	0	57	-	201
% Light Goods Vehicles	80.0%	16.7%	9.6%	14.5%	0%	12.4%	-	14.9%	14.5%	0%	0%	0%	14.7%	-	13.8%
Single-Unit Trucks	0	0	8	5	0	13	-	2	3	0	0	0	5	-	33
% Single-Unit Trucks	0%	0%	3.1%	3.0%	0%	2.9%	-	1.0%	1.6%	0%	0%	0%	1.3%	-	2.3%
Articulated Trucks	0	0	2	0	0	2	-	1	0	0	0	0	1	-	6
% Articulated Trucks	0%	0%	0.8%	0%	0%	0.5%	-	0.5%	0%	0%	0%	0%	0.3%	-	0.4%
Buses	0	0	14	0	0	14	-	2	3	0	0	0	5	-	39
% Buses	0%	0%	5.4%	0%	0%	3.2%	-	1.0%	1.6%	0%	0%	0%	1.3%	-	2.7%
Bicycles on Road	0	0	0	1	0	1	-	0	4	0	0	0	4	-	22
% Bicycles on Road	0%	0%	0%	0.6%	0%	0.2%	-	0%	2.1%	0%	0%	0%	1.0%	-	1.5%
Pedestrians	-	-	-	-	-	-	22	-	-	-	-	-	-	160	-
% Pedestrians	-	-	-	-	-	-	91.7%	-	-	-	-	-	-	92.0%	-
Bicycles on Crosswalk	-	-	-	-	-	-	2	-	-	-	-	-	-	14	-
% Bicycles on Crosswalk	-	-	-	-	-	-	8.3%	-	-	-	-	-	-	8.0%	-

*Pedestrians and Bicycles on Crosswalk. BL: Bear left, BR: Bear right, HL: Hard left, HR: Hard right, L: Left, R: Right, T: Thru, U: U-Turn

SEMCOG #99 State & Packard - TMC

Tue Sep 12, 2017

Midday Peak (12 PM - 1 PM)

All Classes (Motorcycles, Cars, Light Goods Vehicles, Single-Unit Trucks, Articulated Trucks, Buses, Pedestrians, Bicycles on Road, Bicycles on Crosswalk)

All Movements

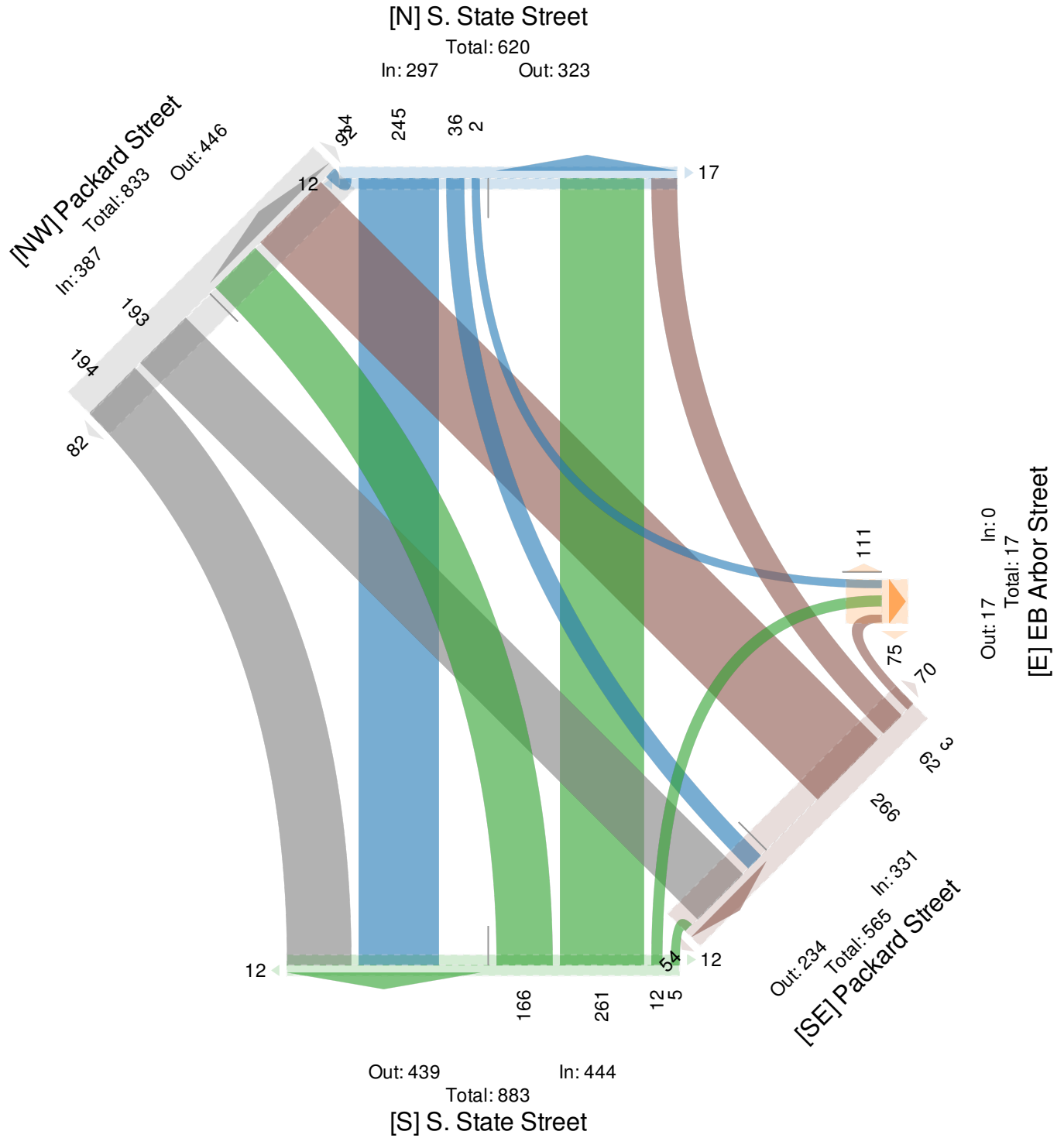
ID: 444666, Location: 42.270929, -83.740606, Site Code: SEMCOG #99



Traffic Data Collection

Provided by: Traffic Data Collection, TDC

7504 Sawgrass Drive,
www.tdccounts.com,
Washington, MI, 48094, US



SEMCOG #99 State & Packard - TMC

Tue Sep 12, 2017

PM Peak (4:15 PM - 5:15 PM) - Overall Peak Hour

All Classes (Motorcycles, Cars, Light Goods Vehicles, Single-Unit Trucks, Articulated Trucks, Buses, Pedestrians, Bicycles on Road, Bicycles on Crosswalk)

All Movements

ID: 444666, Location: 42.270929, -83.740606, Site Code: SEMCOG #99



Traffic Data Collection

Provided by: Traffic Data Collection, TDC

7504 Sawgrass Drive,

www.tdccounts.com,

Washington, MI, 48094, US

Leg Direction	S. State Street Southbound								EB Arbor Street Westbound								Packard Street Northwestbound							
	HR	T	BL	L	U	App	Ped*		R	BR	L	HL	U	App	Ped*		HR	BR	T	HL	U	App	Ped*	
2017-09-12 4:15PM	4	73	12	0	0	89	13		0	0	0	0	0	0	70		1	15	71	1	0	88	47	
4:30PM	1	79	21	1	0	102	16		0	0	0	0	0	54		0	18	77	0	0	95	33		
4:45PM	1	79	10	0	0	90	10		0	0	0	0	0	89		4	20	81	0	0	105	78		
5:00PM	0	64	21	0	0	85	14		0	0	0	0	0	67		1	19	72	0	0	92	52		
Total	6	295	64	1	0	366	53		0	0	0	0	0	280		6	72	301	1	0	380	210		
% Approach	1.6%	80.6%	17.5%	0.3%	0%	-	-		0%	0%	0%	0%	0%	-	-	1.6%	18.9%	79.2%	0.3%	0%	-	-		
% Total	0.3%	16.5%	3.6%	0.1%	0%	20.5%	-		0%	0%	0%	0%	0%	0%	-	0.3%	4.0%	16.8%	0.1%	0%	21.3%	-		
PHF	0.375	0.935	0.750	0.250	-	0.904	-		-	-	-	-	-	-	-	0.375	0.888	0.940	0.250	-	0.910	-		
Motorcycles	0	4	5	0	0	9	-		0	0	0	0	0	0	-	0	1	0	0	0	1	-		
% Motorcycles	0%	1.4%	7.8%	0%	0%	2.5%	-		0%	0%	0%	0%	0%	-	-	0%	1.4%	0%	0%	0%	0.3%	-		
Cars	5	241	53	1	0	300	-		0	0	0	0	0	0	-	2	66	265	1	0	334	-		
% Cars	83.3%	81.7%	82.8%	100%	0%	82.0%	-		0%	0%	0%	0%	0%	-	-	33.3%	91.7%	88.0%	100%	0%	87.9%	-		
Light Goods Vehicles	1	23	4	0	0	28	-		0	0	0	0	0	0	-	3	4	25	0	0	32	-		
% Light Goods Vehicles	16.7%	7.8%	6.3%	0%	0%	7.7%	-		0%	0%	0%	0%	0%	-	-	50.0%	5.6%	8.3%	0%	0%	8.4%	-		
Single-Unit Trucks	0	3	1	0	0	4	-		0	0	0	0	0	0	-	0	0	1	0	0	1	-		
% Single-Unit Trucks	0%	1.0%	1.6%	0%	0%	1.1%	-		0%	0%	0%	0%	0%	-	-	0%	0%	0.3%	0%	0%	0.3%	-		
Articulated Trucks	0	0	0	0	0	0	-		0	0	0	0	0	0	-	1	0	0	0	0	1	-		
% Articulated Trucks	0%	0%	0%	0%	0%	0%	-		0%	0%	0%	0%	0%	-	-	16.7%	0%	0%	0%	0%	0.3%	-		
Buses	0	17	0	0	0	17	-		0	0	0	0	0	0	-	0	0	6	0	0	6	-		
% Buses	0%	5.8%	0%	0%	0%	4.6%	-		0%	0%	0%	0%	0%	-	-	0%	0%	2.0%	0%	0%	1.6%	-		
Bicycles on Road	0	7	1	0	0	8	-		0	0	0	0	0	0	-	0	1	4	0	0	5	-		
% Bicycles on Road	0%	2.4%	1.6%	0%	0%	2.2%	-		0%	0%	0%	0%	0%	-	-	0%	1.4%	1.3%	0%	0%	1.3%	-		
Pedestrians	-	-	-	-	-	-	45		-	-	-	-	-	243		-	-	-	-	-	-	188		
% Pedestrians	-	-	-	-	-	-	84.9%		-	-	-	-	-	86.8%		-	-	-	-	-	-	89.5%		
Bicycles on Crosswalk	-	-	-	-	-	-	8		-	-	-	-	-	37		-	-	-	-	-	-	22		
% Bicycles on Crosswalk	-	-	-	-	-	-	15.1%		-	-	-	-	-	13.2%		-	-	-	-	-	-	10.5%		

*Pedestrians and Bicycles on Crosswalk. BL: Bear left, BR: Bear right, HL: Hard left, HR: Hard right, L: Left, R: Right, T: Thru, U: U-Turn

SEMCOG #99 State & Packard - TMC

Tue Sep 12, 2017

PM Peak (4:15 PM - 5:15 PM) - Overall Peak Hour

All Classes (Motorcycles, Cars, Light Goods Vehicles, Single-Unit Trucks, Articulated Trucks, Buses, Pedestrians, Bicycles on Road, Bicycles on Crosswalk)

All Movements

ID: 444666, Location: 42.270929, -83.740606, Site Code: SEMCOG #99



Traffic Data Collection

Provided by: Traffic Data Collection, TDC

7504 Sawgrass Drive,

www.tdccounts.com,

Washington, MI, 48094, US

Leg Direction	S. State Street Northbound							Packard Street Southeastbound							Int
	HR	R	T	BL	U	App	Ped*	BR	T	BL	HL	U	App	Ped*	
2017-09-12 4:15PM	1	3	68	50	0	122	10	58	68	0	0	0	126	43	425
4:30PM	3	4	60	51	0	118	15	42	102	0	0	0	144	56	459
4:45PM	6	5	62	52	0	125	9	36	101	0	0	0	137	46	457
5:00PM	3	0	74	58	0	135	8	46	88	0	0	0	134	53	446
Total	13	12	264	211	0	500	42	182	359	0	0	0	541	198	1787
% Approach	2.6%	2.4%	52.8%	42.2%	0%	-	-	33.6%	66.4%	0%	0%	0%	-	-	-
% Total	0.7%	0.7%	14.8%	11.8%	0%	28.0%	-	10.2%	20.1%	0%	0%	0%	30.3%	-	-
PHF	0.500	0.600	0.889	0.921	-	0.927	-	0.784	0.878	-	-	-	0.939	-	0.976
Motorcycles	0	0	10	0	0	10	-	1	3	0	0	0	4	-	24
% Motorcycles	0%	0%	3.8%	0%	0%	2.0%	-	0.5%	0.8%	0%	0%	0%	0.7%	-	1.3%
Cars	9	11	222	187	0	429	-	161	319	0	0	0	480	-	1543
% Cars	69.2%	91.7%	84.1%	88.6%	0%	85.8%	-	88.5%	88.9%	0%	0%	0%	88.7%	-	86.3%
Light Goods Vehicles	3	0	17	21	0	41	-	10	15	0	0	0	25	-	126
% Light Goods Vehicles	23.1%	0%	6.4%	10.0%	0%	8.2%	-	5.5%	4.2%	0%	0%	0%	4.6%	-	7.1%
Single-Unit Trucks	0	0	0	1	0	1	-	3	1	0	0	0	4	-	10
% Single-Unit Trucks	0%	0%	0%	0.5%	0%	0.2%	-	1.6%	0.3%	0%	0%	0%	0.7%	-	0.6%
Articulated Trucks	0	0	0	0	0	0	-	0	0	0	0	0	0	-	1
% Articulated Trucks	0%	0%	0%	0%	0%	0%	-	0%	0%	0%	0%	0%	0%	-	0.1%
Buses	0	1	14	1	0	16	-	7	6	0	0	0	13	-	52
% Buses	0%	8.3%	5.3%	0.5%	0%	3.2%	-	3.8%	1.7%	0%	0%	0%	2.4%	-	2.9%
Bicycles on Road	1	0	1	1	0	3	-	0	15	0	0	0	15	-	31
% Bicycles on Road	7.7%	0%	0.4%	0.5%	0%	0.6%	-	0%	4.2%	0%	0%	0%	2.8%	-	1.7%
Pedestrians	-	-	-	-	-	-	37	-	-	-	-	-	-	185	-
% Pedestrians	-	-	-	-	-	-	88.1%	-	-	-	-	-	-	93.4%	-
Bicycles on Crosswalk	-	-	-	-	-	-	5	-	-	-	-	-	-	13	-
% Bicycles on Crosswalk	-	-	-	-	-	-	11.9%	-	-	-	-	-	-	6.6%	-

*Pedestrians and Bicycles on Crosswalk. BL: Bear left, BR: Bear right, HL: Hard left, HR: Hard right, L: Left, R: Right, T: Thru, U: U-Turn

SEMCOG #99 State & Packard - TMC

Tue Sep 12, 2017

PM Peak (4:15 PM - 5:15 PM) - Overall Peak Hour

All Classes (Motorcycles, Cars, Light Goods Vehicles, Single-Unit Trucks, Articulated Trucks, Buses, Pedestrians, Bicycles on Road, Bicycles on Crosswalk)

All Movements

ID: 444666, Location: 42.270929, -83.740606, Site Code: SEMCOG #99



Traffic Data Collection

Provided by: Traffic Data Collection, TDC

7504 Sawgrass Drive,

www.tdccounts.com,

Washington, MI, 48094, US

